

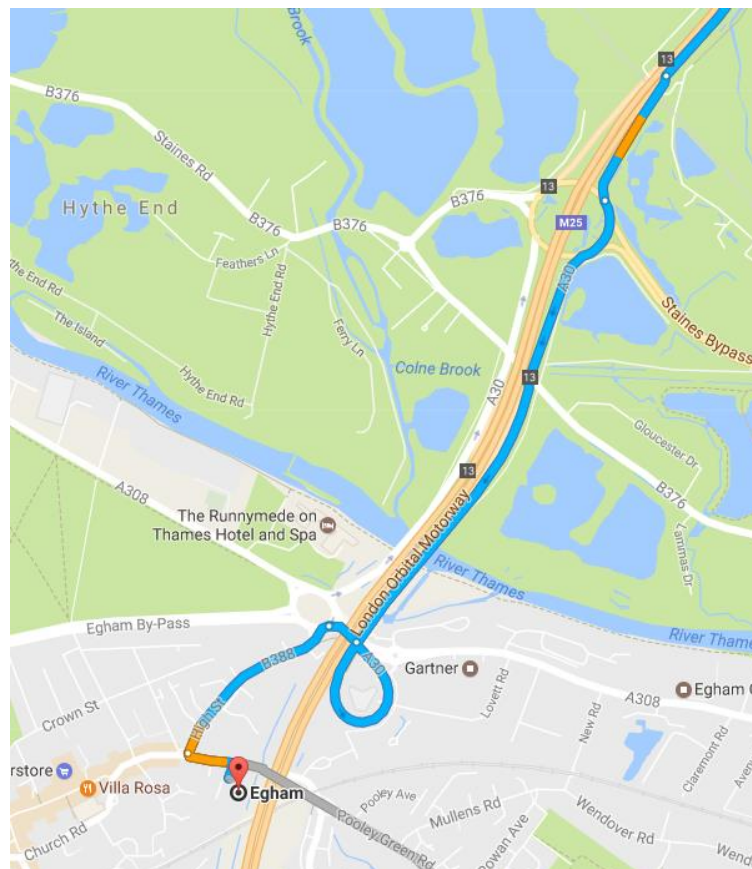
Directions to Enterprise Holdings - European Head Office

Enterprise Holdings
Enterprise House
Melburne Park
Vicarage Road
Egham, Surrey TW20 9FB
Tel: +44 (0)1784 221300

By Car

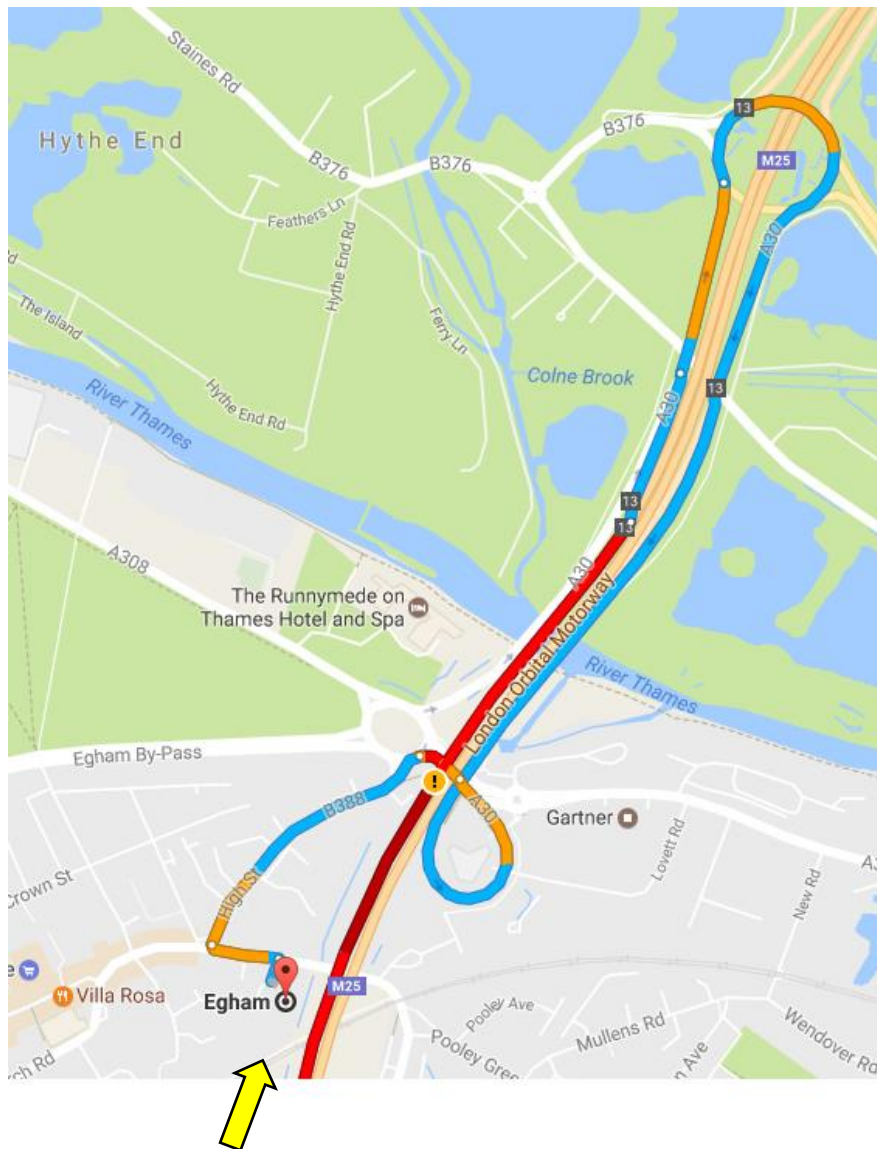
From the M25 heading south (anti clockwise)

- Exit the M25 at Junction 13
- Take the 2nd exit onto the A30 (around the loop road past Future Electronics)
- At the roundabout, take the first exit onto The Avenue/B388. Continue to follow the B388
- At the roundabout, take the first exit onto Vicarage Road/B388
- Turn 2nd right into Melburne Park and arrive at Enterprise House. There are visitor bays directly to the front of Enterprise House.



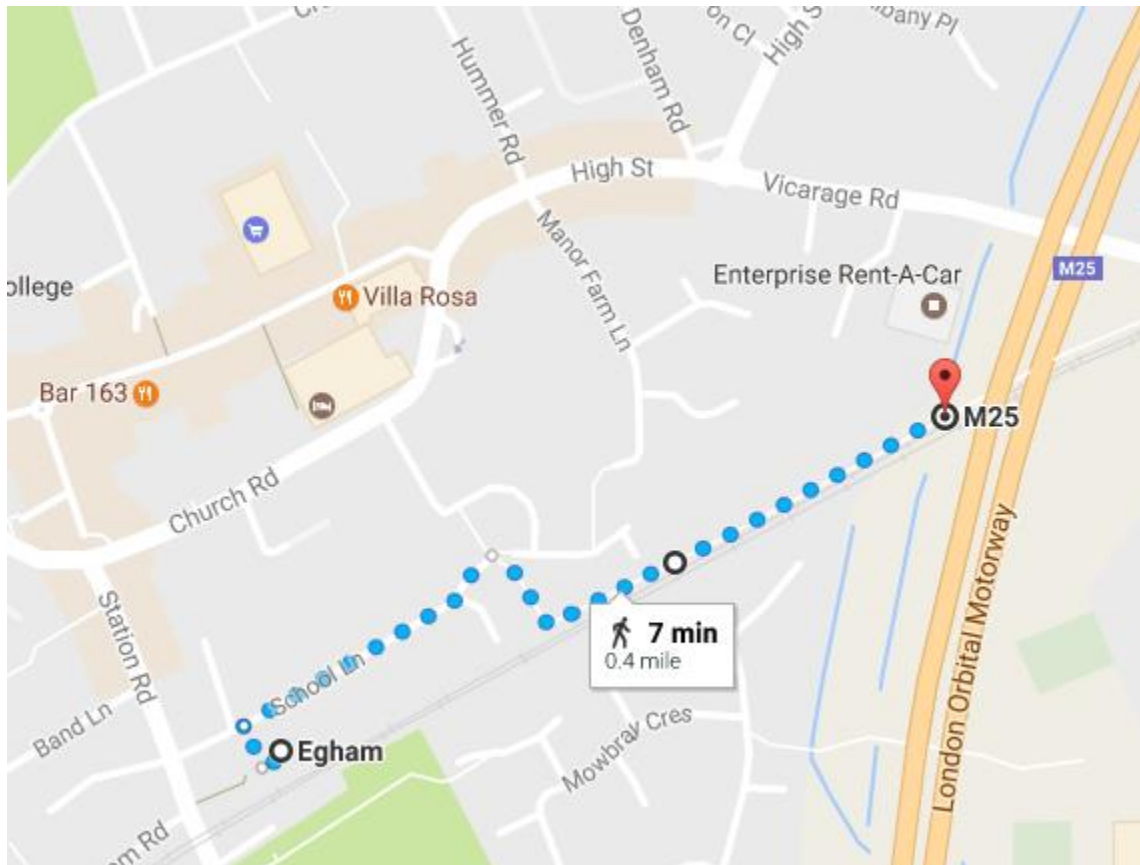
From the M25 heading north (clockwise)

- Exit the M25 at Junction 13
- At the roundabout take the 4th exit onto the A30 (around the loop road past Future Electronics)
- At the roundabout, take the first exit onto The Avenue/B388. Continue to follow the B388
- At the roundabout, take the first exit onto Vicarage Road/B388
- Turn 2nd right into Melburne Park and arrive at Enterprise House. There are visitor bays directly to the front of Enterprise House.



Directions to walk from Egham Train Station (5 minute walk)

- Exit the train station from platform 1 (station office side).
- Turn right onto Station Road and then go right onto School Lane. Follow this road down until you reach metal railings.
- Turn right and follow the foot path alongside the railway track.
- When you reach a large gate (at location with red marker), you can access through to bring you to the car park at the rear of Crawford House
- Please report to reception at either Crawford House (rear building) or Enterprise House

**Taxi Numbers**

Windsor Cars +44 (0)1753 677 677

Gemini Cars +44 (0)1784 471 111

Nearest Airport

London Heathrow (approximately 20 minutes)